

OR Table DARSS



The DARSS operating table is a manual mechanic operating table. It is suitable for the safe and comfortable positioning of the patient in all surgical disciplines, such as General Surgery, Cardio-Vascular Surgery, Gynecology and Urology, as well as Orthopedics and Neuro-Surgery, together with the corresponding accessories. All movements of the operating table and accessories are designed not only for the comfort of the patient, but also for an easy setup and stress less handling for the user.

The DARSS operating table is equipped with a high quality manual-hydraulic system – Made in Germany.

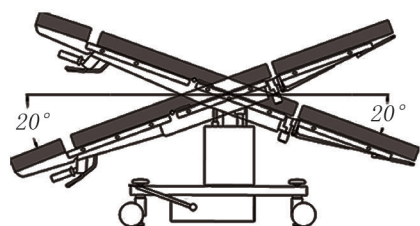
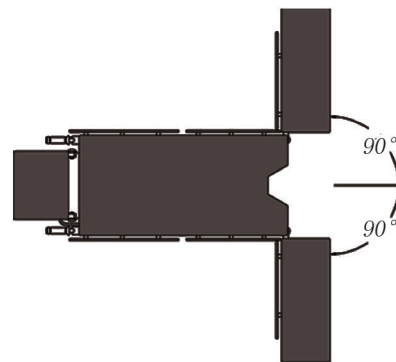
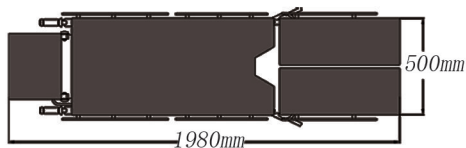
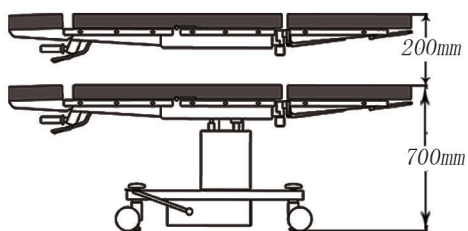
The main construction of the DARSS operating table consists of the highest quality – medical grade stainless steel.

The DARSS operating table is especially designed for all requirements in any special discipline, such as Urology and Orthopedics. A large range of operating table accessories will guarantee the best suitable setup for any patient positioning and operation. An orthopedic traction device and a 3-segment shoulder plate are also available for the DARSS operating table.

The height adjustment will be performed via a manual - hydraulic foot pump. The Trendelenburg / Reverse –Trendelenburg, the leg plates and head rest will be manually adjusted and supported by gas springs. Double-locking levers guarantee that no accidental table movements occur.

The body / kidney elevator and tilting – left / right can be adjusted via a hand crank.

The DARSS operating table is available with soft multilayer SFC anti-decubitus mattresses.



Technical Specifications

Table Top Length

1980 - 2050mm

Back Rest

≥570 x 510mm

Sit Board

≥550 x 510mm

Leg Rest

≥630 x 245mm

Table Height

680mm ± 20mm

Height Adjustment Range

≥250mm

Trendelenburg and Rev. Trendelenburg

≥25°

Lateral Tilt

20° ± 2°

Back Rest

Up ≥75° Down ≥10°

Head Rest

Up ≥40° Down ≥50°

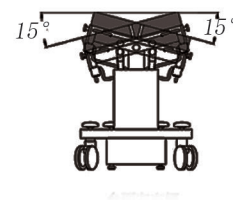
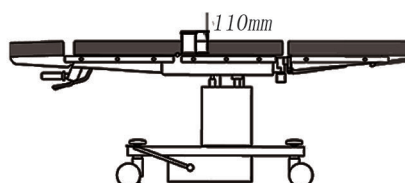
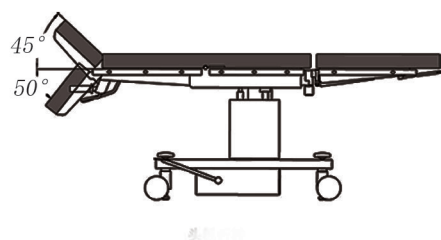
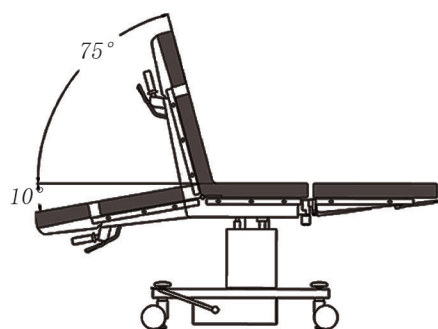
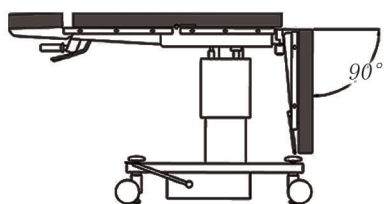
Leg Rest (Seperating Angle)

Down ≥90° Up ≥10°

Out ≥90°

≥110mm

Kidney Elevator





General Surgery



Gynaecology Operation



Laparoscopy Operation



Thorax Surgery



Kidney Surgery



Cardiac Surgery



Spinal Surgery (knee position)



Orthopedic Surgery



Supine position (ENT, Neurosurgery)